

Title: Chinese New Year Red Fan

Grade Level: K-5

Objective: Students will learn about the Chinese New Year traditions and create a craft project in celebration of the Chinese New Year.



Lesson Plan


Materials: red cardstock, pencils, colored pencils, pens, glue, wooden popsicle sticks, gold duck tape.

Opening Activity: In China, red is auspicious—associated with life-generating energy (the sun, blood, and fire)—and is the color of celebrations and prosperity. We are going to make a fan to celebrate the arrival of Chinese New Year: February 10, 2024. 2024 is the Year of the Dragon! Use the handout attached to demonstrate the progression through 12 years of animal symbols. What will next year bring? What was the animal symbol for the birth year of members of the group?


Core Activity:

- Distribute red cardstock and pencils/pens- instruct members to decorate one or both sides of the paper.
- Accordion fold the paper: starting at the short edge of the sheet, instruct members to carefully fold up, crease, flip, fold up, crease, flip the paper until the entire sheet is neatly folded up, about .5 inch wide.
- Distribute tape or glue, and the wooden sticks (popsicle sticks), one on each side, use the gold tape to add decoration and to secure the sticks to each end of the accordion fold. Note: for a FULL CIRCLE FAN (as pictured above) you need 2 pieces of paper with accordion folds, taped together, for the extra width of the fan!!!

Reflection: As members help clean up the space, ask them: What does the color red symbolize to YOU? What is the animal associated with your birth year?




RAT



OX



TIGER




RABBIT




DRAGON



SNAKE



HORSE



GOAT



MONKEY



ROOSTER



DOG



PIG