

Chinese New Year Monochromatic Illustration

K-5

Objective: Students will learn about the Chinese New Year traditions and create a monochromatic illustration to graphically represent the year.

Topics & Keywords for Discussion:

Lunar calendar: A lunar calendar is a calendar based upon the monthly cycles of the Moon's phases.

Solar calendar: annual cycles are based only directly upon the solar year. The most commonly used calendar, the Gregorian calendar, is a solar calendar system that originally evolved out of a lunar calendar system.

Monochrome: containing or using only one color.


Contour drawing- a way to outline the shape and form of an object.


Materials: media paper, colored pencils, oil pastels/crayons, Chinese New Year activity sheet.

Opening activity: Chinese New Year is a very important day in China and also celebrated widely across countries like Singapore, Malaysia, United States, that have large populations of people of Chinese ethnicity/ origin. This is a Year of the Tiger, starting from the 2022 Chinese New Year February 1 and lasting to 2023 Lunar New Year's Eve on January 31. The ox is the second in the 12-year cycle of Chinese zodiac. Distribute the Chinese New Year activity sheets and have students COUNT the number of animals- they'll see there are 12 animals, just like there are 12 months in the year. Share with students that the Chinese year is based on a LUNAR calendar- a year based on the phases of the moon- and that the animals associated with each year are on 12 year cycles. See if they can count the years backwards to figure out WHICH animal corresponds to THEIR birth year!


Core Activity: Demonstrate monochromatic technique, creating a variety of shades of one color. Share with students that they are going to create monochromatic drawings for the Chinese New Year! Distribute the oil pastels, crayons, colored pencils and media paper. Have students practice CONTOUR DRAWING the tiger of their choice on the media paper: instruct them to USE THEIR EYES to follow one line all the way around to create the outline of the tiger, and then fill in with doodled patterns in the color of their choice. Then, have them ADD the year 2022 to finish their illustration!

Reflection: What New Year's traditions do you celebrate? What birthday traditions does your family celebrate? How is the New Year similar to a birthday, and how is it different?






RAT




OX



TIGER




RABBIT




DRAGON



SNAKE



HORSE



GOAT



MONKEY



ROOSTER



DOG



PIG



